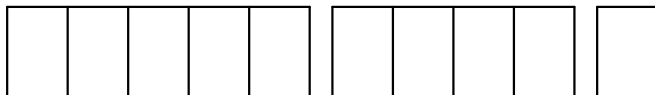


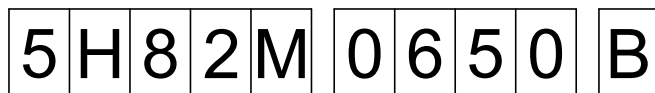


NOMENCLATURE FOR ORDERING STANDARD CROSS FIN COILS

Construction is aluminium frame and fins with a natural finish. Single circuit. Connections are 100mm long



Example only for ordering a STANDARD CROSS FIN COIL

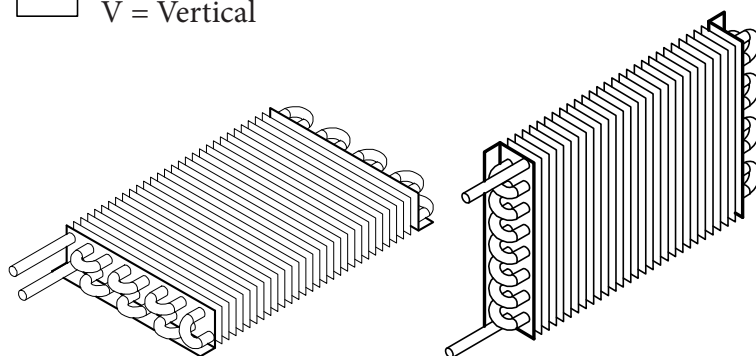


5 TUBE DIAMETER (O.D.)
3 = 9.5mm (3/8")
4 = 12.7mm (1/2")
5 = 15.8mm (5/8")

2 NUMBER OF ROWS DEEP:
1, 2, 3 or 4

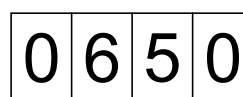
H MOUNTING POSITION:
H = Horizontal
V = Vertical

M FIN SPACING:
K = 12.5mm (equivalent to 2 FPI)
L = 8.33mm (equivalent to 3 FPI)
M = 6.25mm (equivalent to 4 FPI)
X = 5.08mm (equivalent to 5 FPI)
Y = 4.23mm (equivalent to 6 FPI)



Horizontal Mount

Vertical Mount



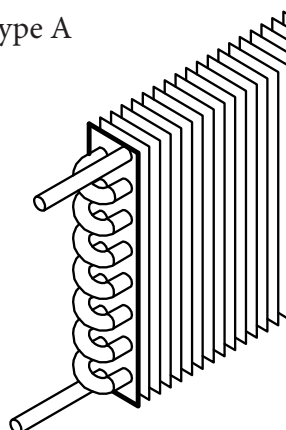
Overall length **INCLUDING** "U"
bends (excluding connections)

8 NUMBER OF TUBES WIDE

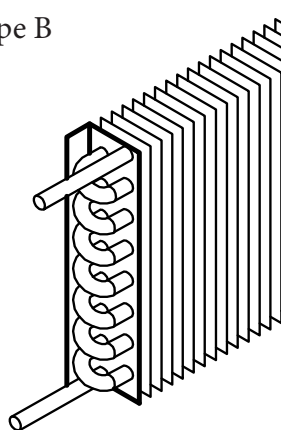
B TUBE PLATE OPTIONS:
Type A, B, C or D. See below

TUBE PLATE OPTIONS

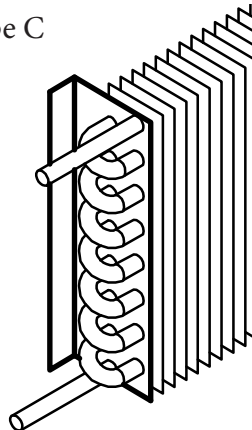
Type A



Type B



Type C



Type D

